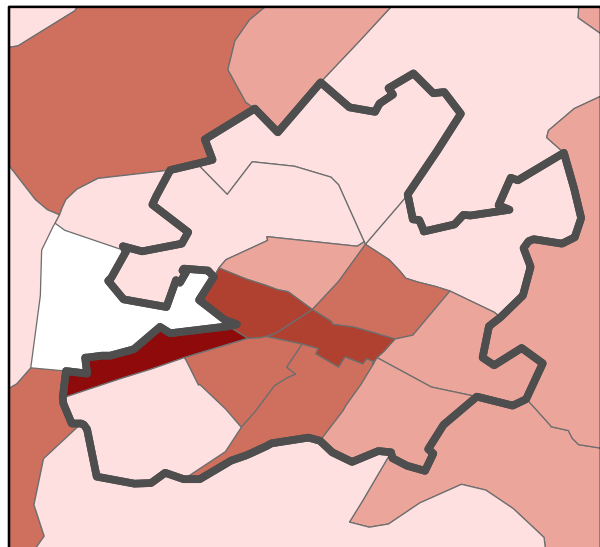

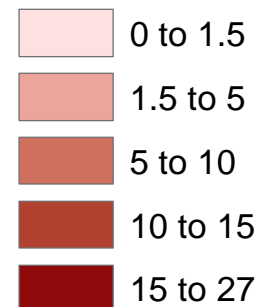


JABA Client Service Levels

Total Transportation Services Clients as Normalized by Total Seniors with Go-Outside-the-Home Disability



Legend



These numbers are relative service indices of seniors with transportation needs that are served by JABA transportation services

Source: U.S. Census 2000
Map constructed by PLAC 513
Mapping the Landscape of Aging
Spring 2005